

Definitions

Hate Incident

The police and Crown Prosecution Service have agreed a common definition of hate incidents.

They say something is a hate incident if the victim or anyone else think it was motivated by hostility or prejudice based on one of the following things:

- disability
- race
- religion
- transgender identity
- sexual orientation.

This means that if you believe something is a hate incident it should be recorded as such by the person you are reporting it to. All police forces record hate incidents based on these five personal characteristics.

Hate Crime

When hate incidents become criminal offences they are known as hate crimes. A criminal offence is something which breaks the law of the land.

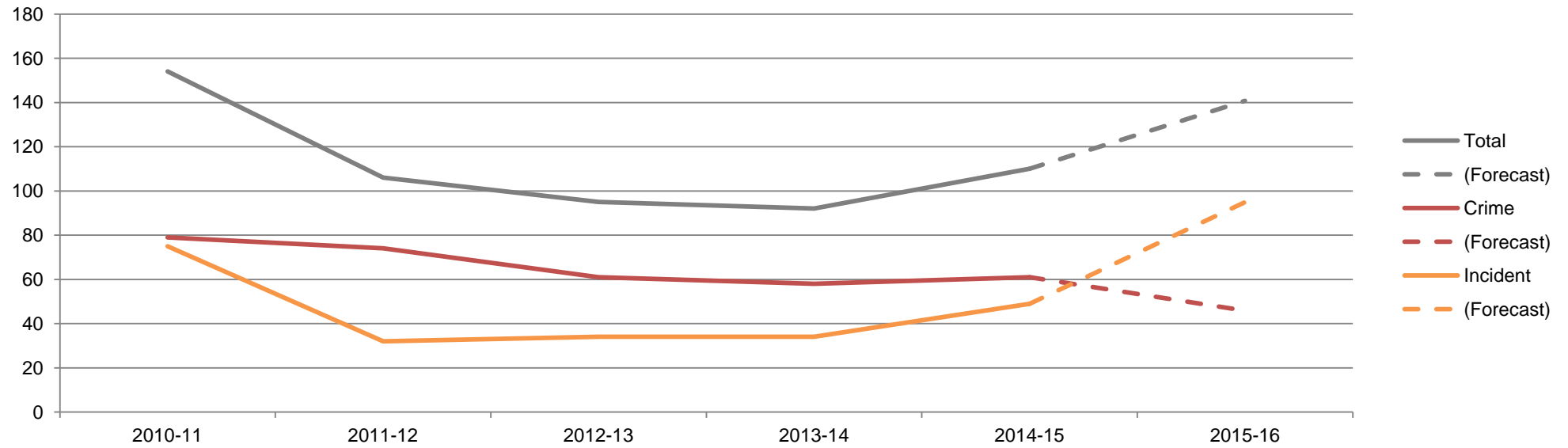
Any criminal offence can be a hate crime if it was carried out because of hostility or prejudice based on disability, race, religion, transgender identity or sexual orientation.

When something is classed as a hate crime, the judge can impose a tougher sentence on the offender under the Criminal Justice Act 2003.

[Source: Citizens Advice](#)

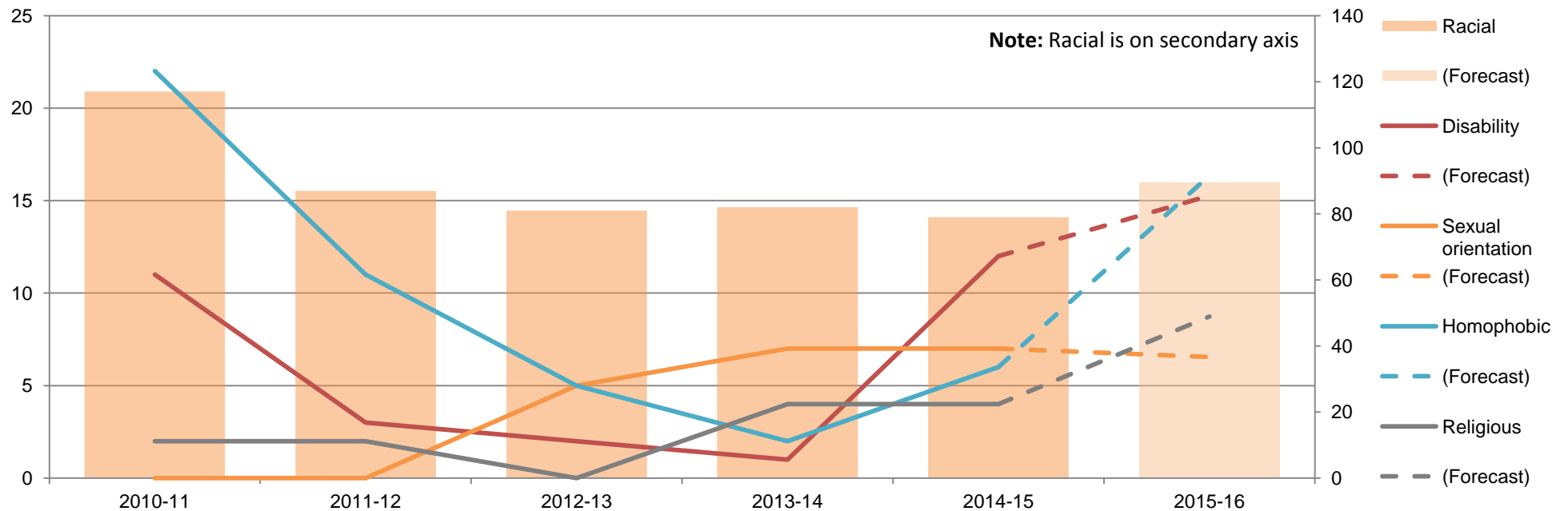
Number of Hate Crime Incidents

	Past Years					Forecast
	2010-11	2011-12	2012-13	2013-14	2014-15	2015-16
Crime	79	74	61	58	61	46
Incidents	75	32	34	34	49	95
Row total	154	106	95	92	110	141



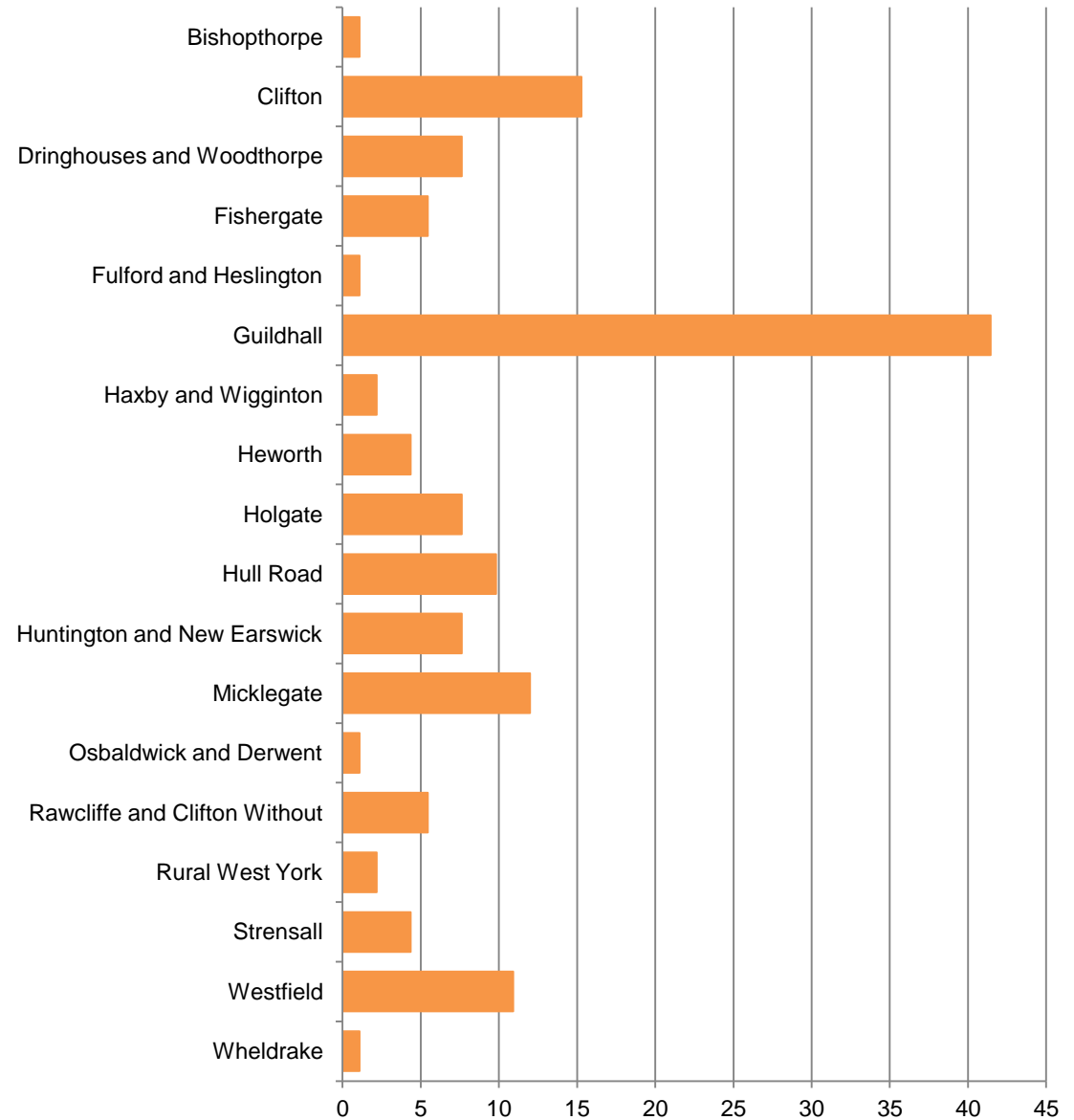
Number of Hate Crimes/Incidents by Type

	Past Years					Forecast
	2010-11	2011-12	2012-13	2013-14	2014-15	2015-16
Age related	0	1	1	0	0	1
Disability	11	3	2	1	12	15
Gender	1	0	1	0	0	0
Homophobic	22	11	5	2	6	16
Racial	117	87	81	82	79	89
Religious	2	2	0	4	4	9
Sexual orientation	0	0	5	7	7	7
Transgender	0	0	0	2	1	0
Transphobic	1	1	0	0	1	3
Vulnerable Adult	0	1	0	0	0	0
Row total	154	106	95	98	110	141



Number of Hate Crimes/Incidents by Ward

	Forecast
	2015-16
Bishopthorpe	1
Clifton	11
Dringhouses and Woodthorpe	4
Fishergate	2
Fulford and Heslington	5
Guildhall	1
Haxby and Wigginton	12
Heworth	8
Holgate	10
Hull Road	8
Huntington and New Earswick	4
Micklegate	2
Osballdwick and Derwent	41
Rawcliffe and Clifton Without	1
Rural West York	5
Strensall	8
Westfield	15
Wheldrake	1
Row total	141



Racial Hate Crimes/Incidents by Ethnicity of Victim

